



Integration monitoring in Denmark

Maren Sørensen

Analysis officer, msn@inm.dk

Ministry of Refugee, Immigration and
Integration Affairs, Denmark



1. Introduction to the Danish case
2. The Ministry's theory of change
3. Indicators and data sources
4. Presenting results
5. Experiences with monitoring



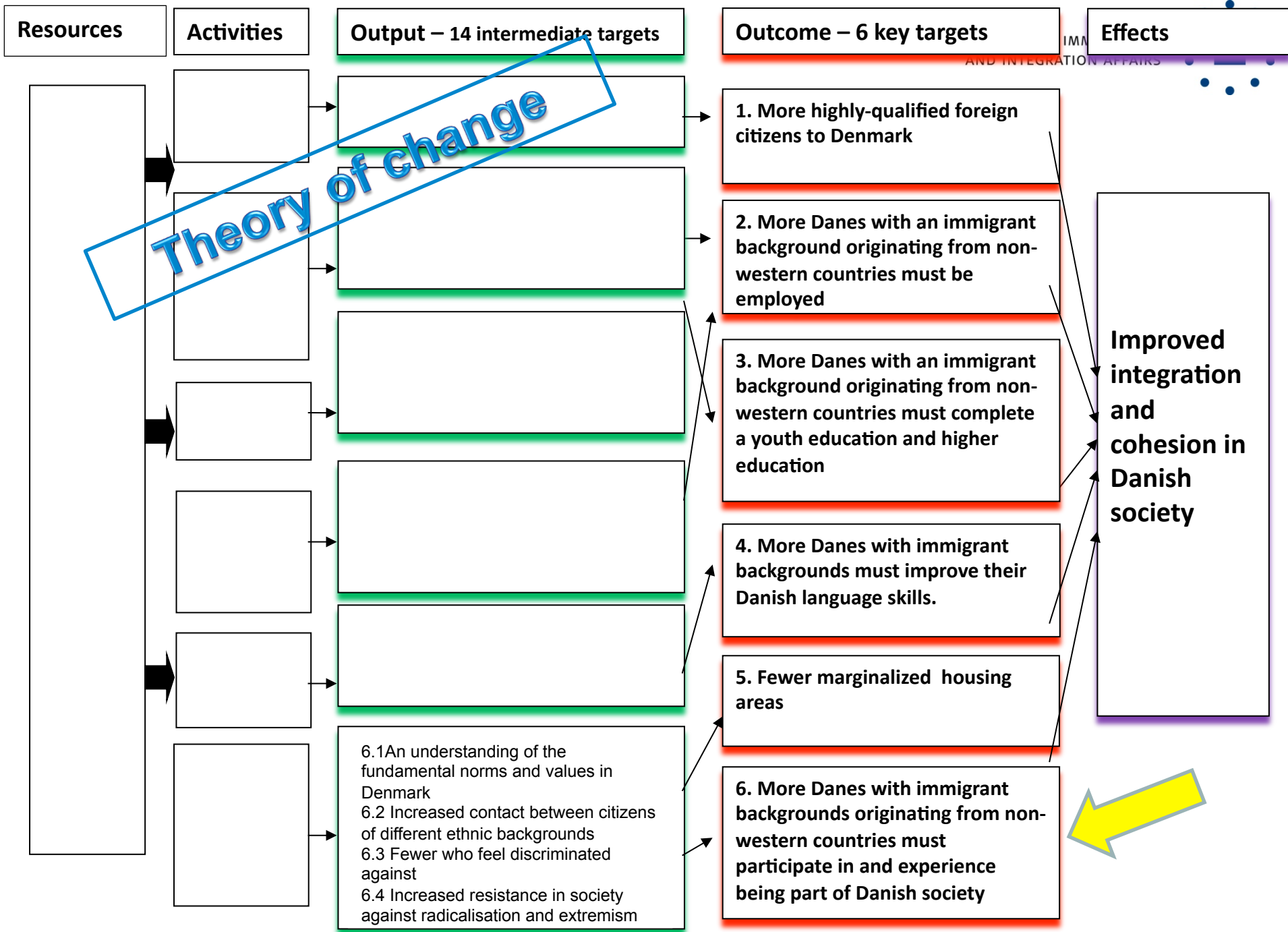
Background to the Danish case

- 50-60.000 residence permits given yearly
- 10 pct. of the population are immigrants or descendants
- Immigrants and descendants from non-western countries encompasses 6.6 % of the population (4.6 % immigrants and 2.0 % descendants).
- Main countries of origin: Turkey, Iraq, Lebanon, Bosnia-Herzegovina, Pakistan, Former Yugoslavia and Somalia.



Statistical definitions of immigrants, descendants and persons of Danish origin

- **Immigrants:** persons who were born abroad. Neither of the parents is both a Danish national and born in Denmark. Where no data is available on either of the parents and the person was born abroad, the person will be categorised as an immigrant.
- **Descendants:** persons who were born in Denmark. Neither of the parents is both a Danish national and born in Denmark. Where no data is available on either of the parents and the person is a foreign national, the person will also be categorised as a descendant. If one parent or both parents born in Denmark are awarded Danish nationality, their children will not be classified as descendants. However, if parents who were born in Denmark both maintain their foreign nationality, their children will be classified as descendants.
- **Persons of Danish origin:** persons who, regardless of place of birth, have at least one parent who is a Danish national and who was born in Denmark.





Output/Target	Indicator
<p>6: More Danes with immigrant backgrounds originating from non-western countries must participate in and experience being part of Danish society</p>	<ul style="list-style-type: none"> • Percentage of immigrants who feel integrated • Percentage of immigrants who are members of an association, party or interest group • Election participation among immigrants • Participation in parent/teacher meetings, etc. of immigrants
<p>6.1 More Danes with immigrant background originating from non-western countries must gain an understanding of the fundamental norms and values in Denmark</p>	<ul style="list-style-type: none"> • Immigrants' understanding of democracy, equality, freedom of speech and other fundamental values and norms in Denmark
<p>6.2 Increased contact between citizens of different ethnic backgrounds</p>	<ul style="list-style-type: none"> • Percentage of immigrants who are friends with other Danes • Percentage of ethnic Danes who are friends with immigrants • Percentage of immigrants who marry an ethnic Dane or another immigrant in Denmark
<p>6.3 Fewer Danes with immigrant background originating from non-western countries who feel discriminated against</p>	<ul style="list-style-type: none"> • Percentage of immigrants who feel discriminated against
<p>6.4 Increased resistance in society against radicalisation and extremism</p>	<ul style="list-style-type: none"> • Trust in social institutions



Data sources

- Statistic Denmark's registers
 - Primary data source for indicators on 2. Employment, 3. Education and 5. Marginalized housing areas
- The Ministry's own registers
 - Primary data source for 1. Highly qualified immigrants to Denmark and 4. Improved Danish language skills
- IntegrationsStatus - Biannual survey among 1,000 immigrants and descendants
- Research reports



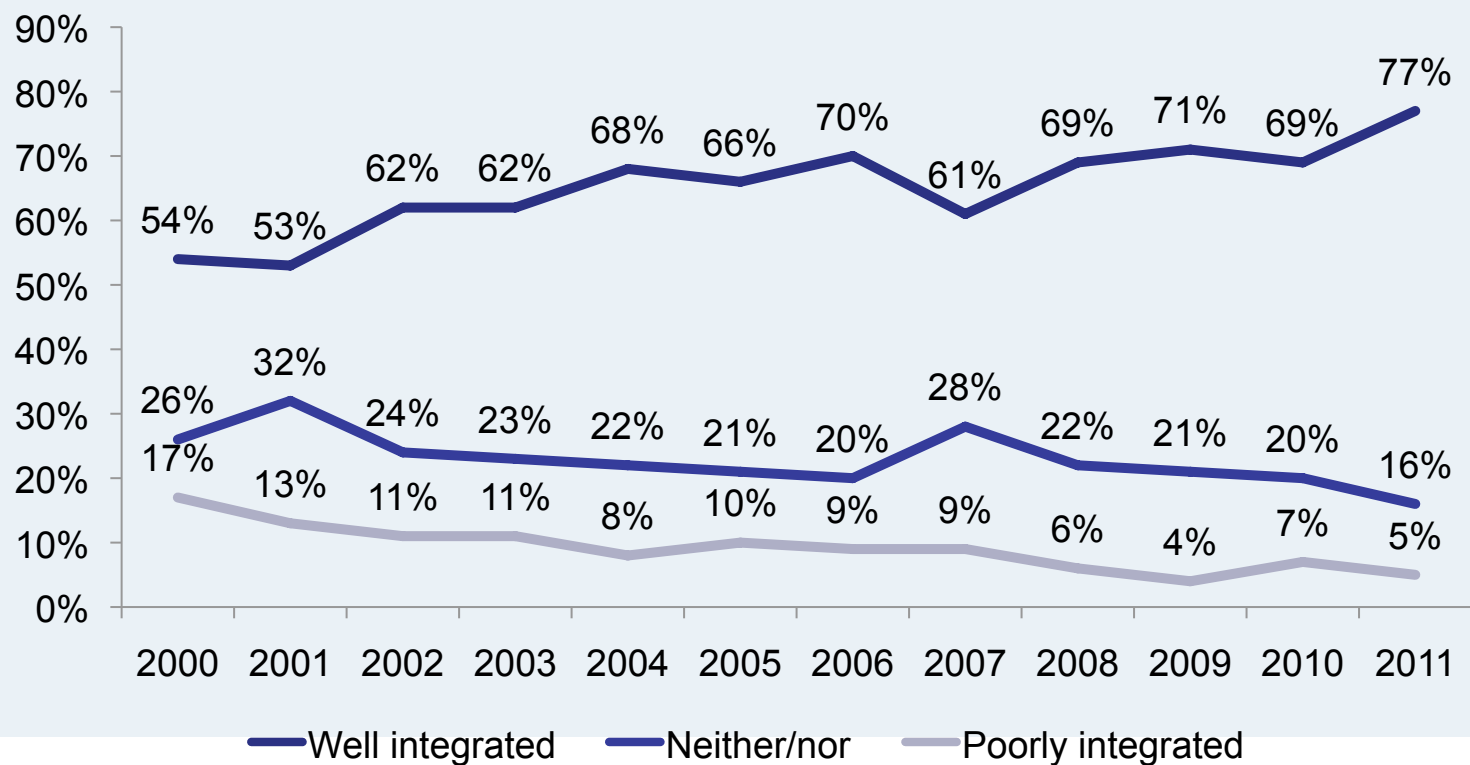
IntegrationsStatus

- The private Danish company Voxmeter (Catinet) has been providing the biannually survey "Integration Status" since 1999.
- Ca. 1,000 immigrants and descendants from 7 countries: Pakistan, Turkey, Iraq, Iran, Somalia, Former Yugoslavia and persons with Palestinian origin are interviewed.
- Respondents are picked randomly from the national phone-number register. Possibility of being interviewed in mother-tongue.
- Questions:
 - Discrimination, Danish language skills, experienced integration, media-use, friends with persons of Danish/ foreign origin and Danish identity.



Percentage of immigrants who feel integrated

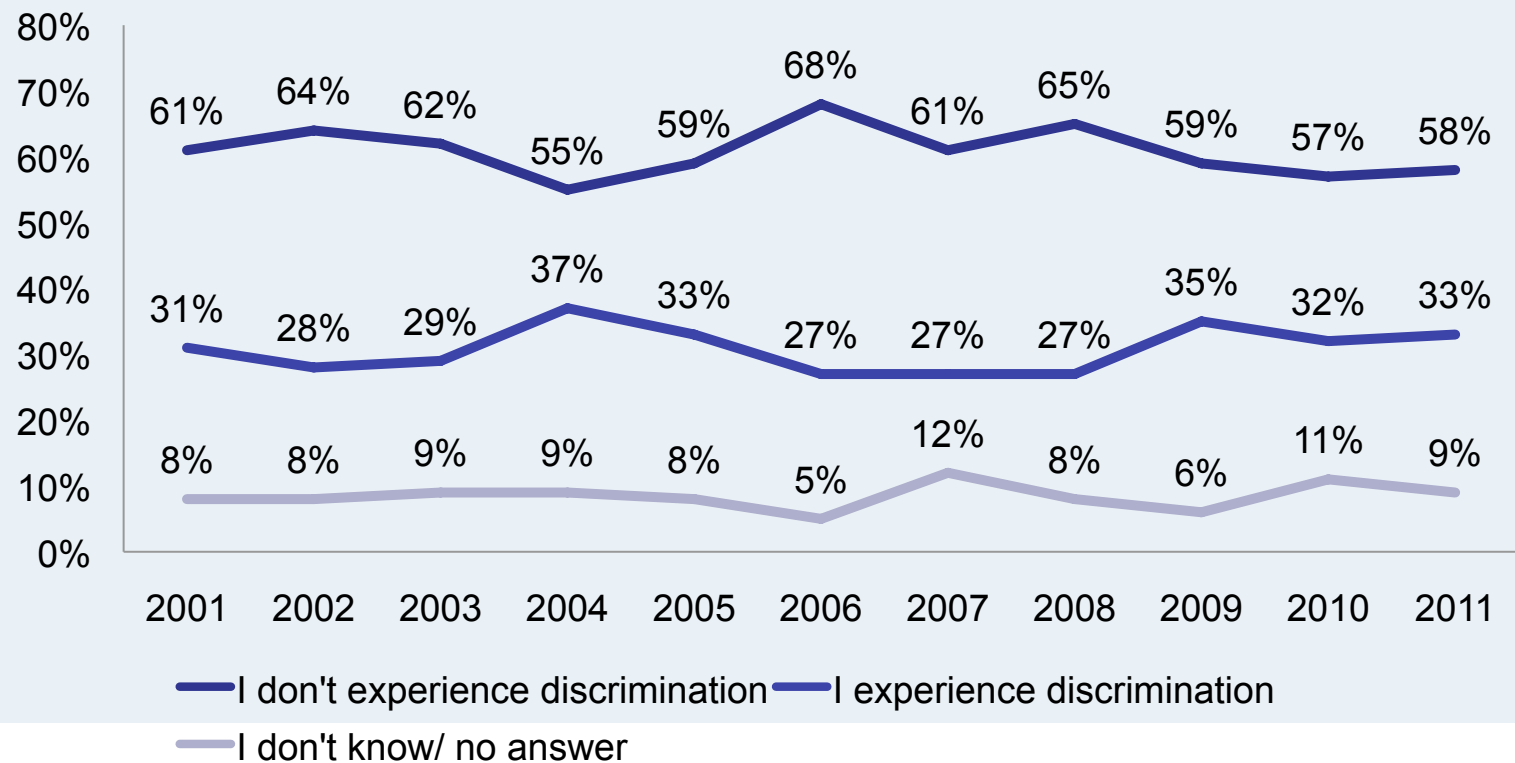
”There is a lot of talk about the integration of persons with foreign background in Denmark. Overall, do you feel that you are well og poorly integrated into Danish society?”.





Percentage of immigrants who feel discriminated against

”Do you experience more or less discrimination than you think persons with Danish background experience?”.





Research reports – national survey on social cohesion

- Survey among 3,500 immigrants and descendants and 1,000 persons of Danish origin
- Countries of origin: Denmark, Pakistan, Turkey, Iraq, Iran, Vietnam, Former Yugoslavia and persons with Palestinian origin.
- Respondents identified through Statistic Denmark registers – letters sent to persons without registered phone number.



Social cohesion - indicators

- **Support for democratic and societal norms**
 - Participation in elections, having a job etc.
- **Participation in society**
 - Political participation (party membership, demonstrations etc.)
 - Participation in associations and volunteer work
 - Participation in cultural and sports-activities
 - Use of media
 - Influence
- **Identity and belonging**
 - Trust in political and social institutions
 - Trust towards different groups of people
 - Sense of belonging
 - Discrimination
 - Recognition
 - Friends with Danish/ foreign origin



Results

- No or only minor differences on most questions
- Challenges with regard to:
 - Participation in and membership of associations
 - Social trust
 - Lack of recognition of qualification
 - Especially older immigrant women have very low levels of participation in society



Associations

	Average number of memberships	Member of at least one association	Have participated in activities in at least one association	Volunteer work in at least one association
Immigrant / descendants	1.6	76 %	41 %	26 %
Ethnic Danes	3.1	94 %	66 %	44 %



Results, continued:

- Participation is primarily affected by language skills, employment and income
- Also age, gender, ethnical composition of neighborhood, circle of acquaintances and religion have some affect on participation

➡ together these factors can explain almost all the difference in participation between ethnic minorities and ethnic Danes.



Reporting developments on indicators

- Annual reports from the Ministry
 - Statistical Overview of Integration – Population, Education and Employment
 - Statistical Overview of Migration and Asylum
- Integration Barometer



Integration Barometer of Copenhagen

- Objective 1: Better education results for primary school
- Objective 2: Increased employment
- Objective 3: More mixed leadership and workforce in the municipality
- Objective 4: Increase the number of beneficiaries of municipal service
- Objective 5: A safer Copenhagen for all groups
- Objective 6: More must experience to belong to Copenhagen
- Objective 7: Exclusion due to poverty reduced
- Objective 8: Fewer experience discrimination



Lessons learned in Denmark

- Few indicators per objective
 - Preferably only one indicator per objective
 - Maximum of 5 per objective
- Development compared to...?
 - Starting point
 - Level of last measurement



Output/Target	Indicator
<p>6: More Danes with immigrant backgrounds originating from non-western countries must participate in and experience being part of Danish society</p>	<ul style="list-style-type: none"> • Percentage of immigrants who feel integrated • Percentage of immigrants who are members of an association, party or interest group • Election participation among immigrants • Participation in parent/teacher meetings, etc. of immigrants
<p>6.1 More Danes with immigrant background originating from non-western countries must gain an understanding of the fundamental norms and values in Denmark</p>	<ul style="list-style-type: none"> • Immigrants' understanding of democracy, equality, freedom of speech and other fundamental values and norms in Denmark
<p>6.2 Increased contact between citizens of different ethnic backgrounds</p>	<ul style="list-style-type: none"> • Percentage of immigrants who are friends with other Danes • Percentage of ethnic Danes who are friends with immigrants • Percentage of immigrants who marry an ethnic Dane or another immigrant in Denmark
<p>6.3 Fewer Danes with immigrant background originating from non-western countries who feel discriminated against</p>	<ul style="list-style-type: none"> • Percentage of immigrants who feel discriminated against
<p>6.4 Increased resistance in society against radicalisation and extremism</p>	<ul style="list-style-type: none"> • Trust in social institutions



Lessons learned, continued

- Indicators are sensitive to political changes
 - New strategies -> new indicators
 - Difficult to find support during periods with negative developments
- Monitoring of developments – not effects



Future trends

- Stronger focus on effects of programmes and projects
- Planned analyses:
 - Evaluation of user satisfaction with Danish language training courses
 - Evaluation of the three-year integration programme



Relevant links

- Statistical overview of Integration
- http://www.nyidanmark.dk/NR/rdonlyres/373D7D82-3F91-4873-A3F0-1731A37DD18D/0/statistical_overview_of_integration_2010.pdf
- Municipality of Copenhagen – integration barometer (in Danish)
- <http://www.kk.dk/Redirections/integrationsbarometer.aspx>